



Hardware Support for Out-of-Order Instruction Profiling on Alpha 21264a

Lance Berc & Mark Vandevoorde

Joint work with: Jennifer Anderson, Jeff Dean, Sanjay Ghemawat,
Shun-Tak Leung, Mitch Lichtenberg, Gerard Vernes, Carl Waldspurger,
William E. Weihl, and Jonathan White

dcpi@pa.dec.com

<http://www.research.digital.com/SRC/dcpi/>

Compaq Systems Research Center

Palo Alto, CA 94301 USA

COMPAQ

Better answers

www.compaq.com



Related Trends

- ◆ More aggressive CPUs
 - More performance puzzles
- ◆ Widening gap in peak-vs-actual performance
- ◆ More sophisticated performance tools
 - Digital Continuous Profiling Infrastructure (DCPI)
 - Where CPU cycles went
 - Where peak performance was lost and why
 - Others: Morph, SGI Speedshop, VTune

COMPAQ

Better answers



Detailed Information Matters

DCPI experience on the Alpha

- ◆ TPC-D: 10% speedup
- ◆ Duplicate filtering for AltaVista: part of 19X
- ◆ Compress program: 22%
- ◆ Compiler improvements: 20% in several SPEC benchmarks

All required instruction-level information

COMPAQ

Better answers



Traditional Performance Counters

- ◆ Count events, interrupt when counter rolls over
 - cycles, issues, loads, L1 Dcache misses, branch mispredicts, uops retired, ...
 - Alpha 21064, 21164; Ppro, PII; R10k, ...
 - Easy to measure total cycles, issues, CPI, etc.
- ◆ Basic information is restart PC



DCPI on In-Order Alpha 21164

Address	Instruction	CPI
9618	addq s0,t6,t6	1.0 cycles
	<i>b</i>	<i>(b = data dep on t6)</i>
	<i>D</i>	<i>(D = DTLB miss)</i>
	⋮	
	<i>D</i>	
961c	ldl t4,0(t6)	3.5 cycles
	<i>a</i>	
	<i>a</i>	<i>(a = data dep on t4)</i>
	<i>a</i>	
	21.0 cycles	
	<i>di</i>	<i>(d = d-cache miss)</i>
	⋮	<i>(i = i-cache miss)</i>
	<i>di</i>	
9620	xor t4,t12,t5	21.0 cycles

Where peak performance is lost and why

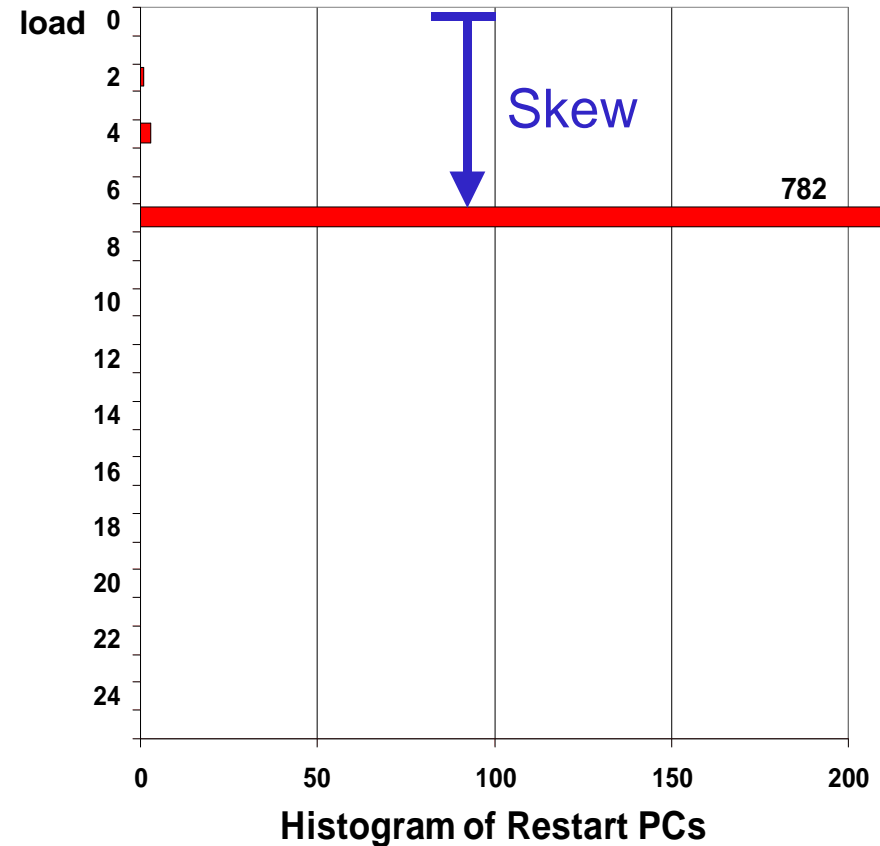


Better answers



Problem: Inaccurate Attribution

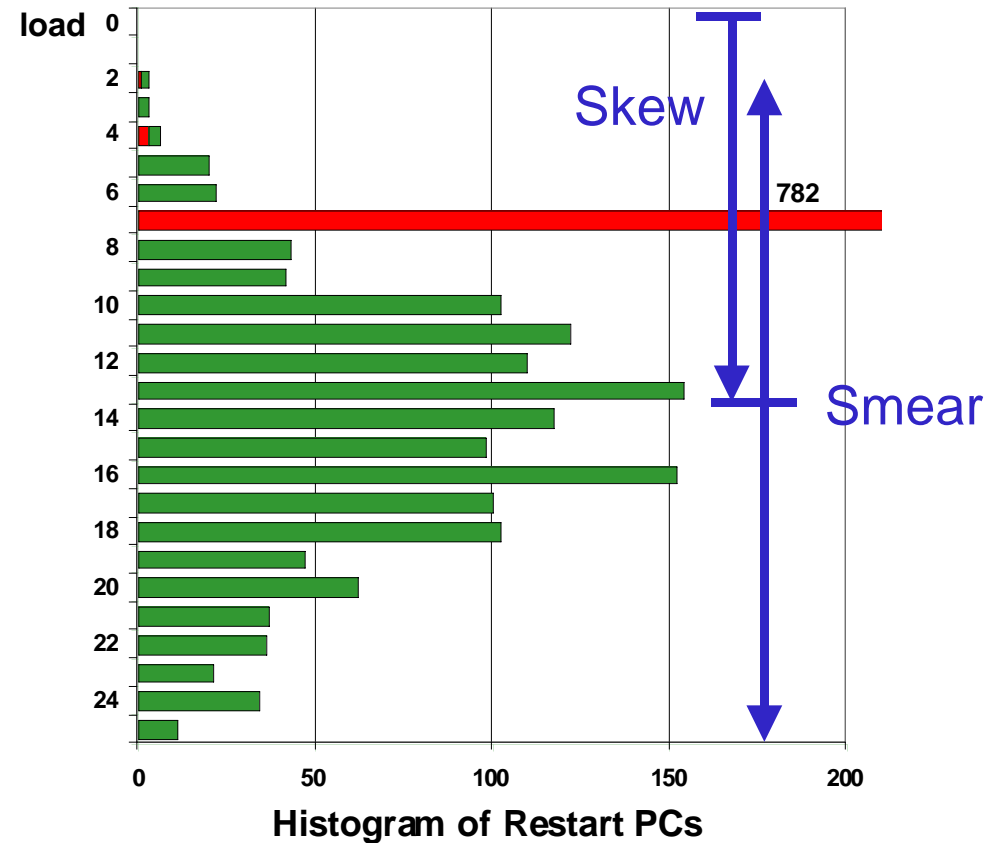
- ◆ Experiment
 - count data loads
 - loop: single load + hundreds of nops
- ◆ In-Order Processor
 - Alpha 21164
 - skew
 - one large peak





Problem: Inaccurate Attribution

- ◆ Experiment
 - count data loads
 - loop: single load + hundreds of nops
- ◆ In-Order Processor
 - Alpha 21164
 - skew
 - one large peak
- ◆ Out-of-Order Processor
 - Intel Pentium Pro
 - skew
 - smear



COMPAQ

Better answers



Impact of Misattribution

- ◆ No skew or smear
 - Instruction-level analysis is easy!
- ◆ If skew is a constant number of cycles
 - Instruction-level analysis may be possible: DCPI
 - Adjust sampling period by amount of skew
 - Infer execution counts, CPI, stalls, and stall explanations from cycles samples and program
- ◆ Smear
 - Instruction-level analysis seems hopeless
 - Examples: PII, StrongARM

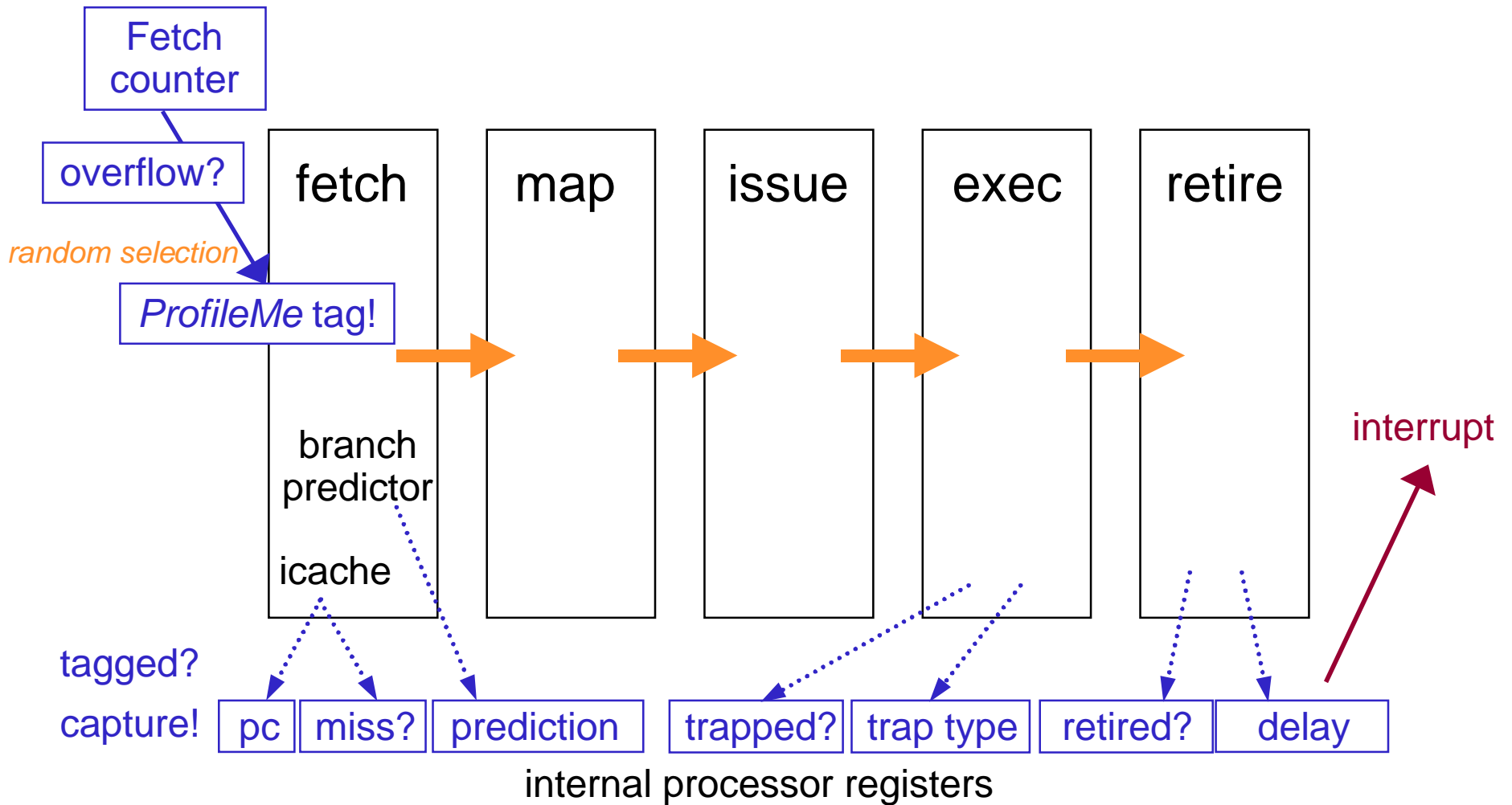


ProfileMe on Alpha 21264a

- ◆ Count fetched instructions instead of events
- ◆ Save PC of sampled instruction
 - Interrupt handler reads Internal Processor Register
 - Makes skew and smear irrelevant
- ◆ Save execution information in IPRs



ProfileMe: Instruction Sampling



COMPAQ

Better answers



Instruction-Level Information

- ◆ PC + Retire Status ⇒ execution frequency
- ◆ PC + Cache Miss Flag ⇒ cache miss rates
- ◆ PC + Mispredict ⇒ mispredict rates
- ◆ PC + Event Flag ⇒ event rates
- ◆ PC + Retire Delay ⇒ ILP



Pointer-Chasing Loops

```
while (p) p = *p;
```

retires	delay	misp	PC			
8537	1.99		0x30	ldq	a0, 0(a0)	# L1 hit
8661	1.01	.006	0x34	bne	a0, 0x30	
610	2.00		0x30	ldq	a0, 0(a0)	# L2 hit
605	23.06	.007	0x34	bne	a0, 0x30	
241	1.99		0x30	ldq	a0, 0(a0)	# Main Mem
205	138.13	.005	0x34	bne	a0, 0x30	

COMPAQ

Better answers



Good ILP in OpenGL

retires	delay	PC	
2563		0xed0	lds \$f14, 13052(a0)
2515		0xed4	addq t11, s4, t11
2519		0xed8	adds \$f1,\$f15,\$f1
2577	1.0	0xedc	muls \$f17,\$f3,\$f17
2485		0xee0	ldq_u zero, 0(sp)
2490	2.0	0xee4	subs \$f19,\$f20,\$f20
2525		0xee8	muls \$f18,\$f4,\$f18
2546		0xeec	muls \$f27,\$f4,\$f3
2546		0xef0	adds \$f0,\$f10,\$f0
2501		0xef4	lds \$f15, 13072(a0)
2498		0xef8	lds \$f10, 13060(a0)
2521		0xefc	muls \$f13,\$f4,\$f13
2456		0xf00	adds \$f16,\$f11,\$f16
2440		0xf04	adds \$f17,\$f12,\$f17
2579		0xf08	ldq_u zero, 0(sp)
2502	1.0	0xf0c	lds \$f12, 13068(a0)

16 instructions in 4 cycles

COMPAQ

Better answers



Poor ILP in OpenGL

retires	delay	PC		
		0x210	addq	t5, 0x10, t5
*		0x214	cmptlt	\$f7,\$f3,\$f10
		0x218	subq	t4, 0x1, t4
*	1.0	0x21c	cmptlt	\$f4,\$f7,\$f11
*	0.9	0x220	cmptlt	\$f8,\$f5,\$f12
*	1.0	0x224	cmptlt	\$f6,\$f8,\$f13
*	1.0	0x228	cmptlt	\$f9,\$f1,\$f14
*	1.0	0x22c	cmptlt	\$f2,\$f9,\$f15
		0x230	lds	\$f7, 0(t5)
*	1.0	0x234	adds	\$f10,\$f16,\$f16
		0x238	lds	\$f8, 4(t5)
*	1.0	0x23c	adds	\$f11,\$f17,\$f17
		0x240	lds	\$f9, 8(t5)
*	1.0	0x244	adds	\$f12,\$f18,\$f18
*	1.0	0x248	adds	\$f13,\$f19,\$f19
*	1.0	0x24c	adds	\$f14,\$f20,\$f20
*	1.0	0x250	adds	\$f15,\$f21,\$f21
	1.0	0x254	bgt	t4, 0x210



Better answers

12 Floating point adds in 12 cycles



Eight Queens Code

```
while ((! *q) && (j != 8)) {  
    j = j + 1; *q = false;  
    if (b[j] && a[i+j] && c[i-j+7]) {...}
```

retires	delay	mispred	pc	
3807			20	cmpeq s6, 0x8, v0
3858			24	lda a1, 4(a1)
3922			28	lda a0, 4(a0)
3909	0.28		2c	lda a3, -4(a3)
3757			30	bis a2, v0, v0
3919			34	addl s6, 0x1, s6
3952	1.01	0.13	38	bne v0, f0
3543	0.31		3c	stl zero, 0(s0)
3457	0.42		40	ldl v0, 0(a1)
3573	0.25		44	ldl a2, 0(a0)
3547	0.39		48	ldl t0, 0(a3)
3509	0.70		4c	cmoveq a2, zero, v0
3573			50	bis zero, zero, a2
3392	2.06		54	cmoveq t0, zero, v0
3543	2.00	0.14	58	beq v0, 20

			7.42	cycles

COMPAQ

Better answers



Optimized Eight Queens Code

```
retires delay pc
3910      20 cmpeq   s6, 0x8, v0
3999      24 lda     a1, 4(a1)
3998      28 lda     a0, 4(a0)
3883    0.26 2c lda     a3, -4(a3)
3873      30 bis     a2, v0, v0
3926      34 addl    s6, 0x1, s6
3869    1.06 38 bne     v0, f0
3476    0.52 3c stl     zero, 0(s0)
3481    0.52 40 ldl     v0, 0(a1)
3413    0.26 44 ldl     a2, 0(a0)
3439    0.39 48 ldl     t0, 0(a3)
3448      4c and     a2, v0, v0 # was cmov
3415      50 bis     zero, zero, a2
3561    0.45 54 and     t0, v0, v0 # was cmov
3518    2.16 58 beq     v0, 20
-----
5.62 cycles
```

COMPAQ

Better answers



Profiling Aborted Instructions

retires	aborts	traps	ldstore	PC		
24	0	0	0	0xca8c	stt	\$f16, 56(sp)
36	0	0	0	0xca90	addssu	\$f25,\$f28,\$f16
27	0	0	0	0xca94	ldl	at, 8(a2)
26	0	0	0	0xca98	cmpule	at, 0xc, at
29	0	0	0	0xca9c	bne	at, 0xdc0
21	0	0	0	0xcaa0	stt	\$f20, 72(sp)
17	23	23	23	0xcaa4	ldt	\$f20, 56(sp)
29	28	0	0	0xcaa8	sts	\$f20, 60(a2)
39	20	0	0	0xcaac	ldl	at, 8(a2)
21	21	0	0	0xcab0	cmpule	at, 0x4, at
21	26	0	0	0xcab4	bne	at, 0xdc4
20	29	8	7	0xcab8	ldt	\$f20, 72(sp)
31	37	0	0	0xcabc	sts	\$f20, 28(a2)
28	33	0	0	0xcac0	ldl	at, 8(a2)

Trap shadow is 70 instructions long!
Fixed with better register allocation



Avoiding Traps

- ◆ Traps (pipeline aborts) are expensive
 - Mispredicts, DTB misses, replays, etc.
- ◆ Profiles identify trapping PCs and trap type
 - Aborted instructions are profiled, too
 - But how many cycles were lost?
 - Can analysis deduce missing information?



Status

- ◆ ProfileMe works on Alpha 21264a prototypes
- ◆ Initial experience
 - 17% speedup for a Java Virtual Machine
- ◆ Still working on enhancements
 - Analysis software for 21264a
 - Counters on future Alphas

COMPAQ

Better answers



Summary

- ◆ Instruction-level information improves program optimizations
- ◆ ProfileMe: Sample instructions rather than events
 - Event sampling inaccurate on O-O-O machines
 - Direct observation eliminates misattribution
- ◆ ProfileMe first implemented in Alpha 21264a
 - Has led to significant insight and improvements

COMPAQ
Better answers

www.compaq.com